

Product Introduction

This German-style socket features a minimalist design that perfectly matches the style of existing switch series. Its high load capacity meets the demands of home environments for high-power devices, offering a convenient and safe experience for your home.

Features

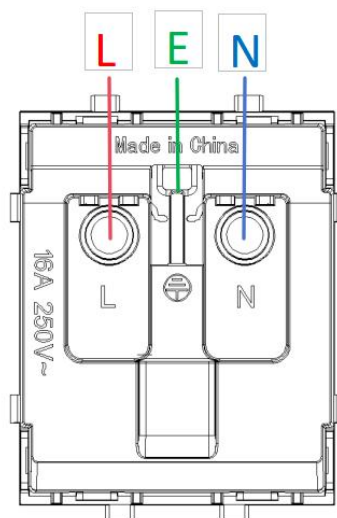
- Available in a variety of colors
- Wide voltage design, suitable for a broad range of applications
- High load capacity, suitable for high power electrical appliances
- Standard British regulation design



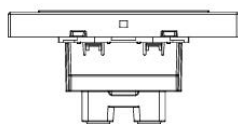
Specification

- Product Model: K32-SEU
- Input Voltage: 100-260VAC/50~60Hz
- Rated Current: 16A
- Service life: ≥ 100000 operations
- Product Dimensions: 86x86x42.2mm
- Operating Temperature: $-10^{\circ}\text{C} \sim 60^{\circ}\text{C}$
- Operating Humidity: 0 ~ 95%RH
(non-condensing)
- Certification: CE

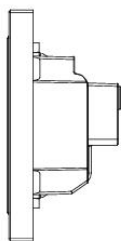
Wiring Diagram



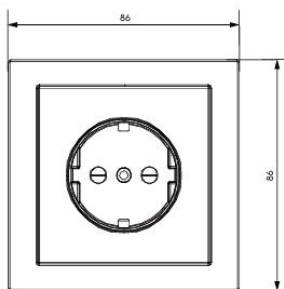
Product Dimension Diagram (mm)



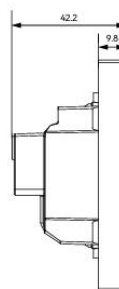
⑤ BOTTOM VIEW



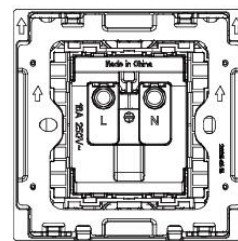
② RIGHT VIEW



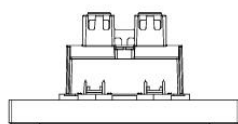
① FRONT VIEW



③ LEFT VIEW



④ BACK VIEW



⑥ TOP VIEW