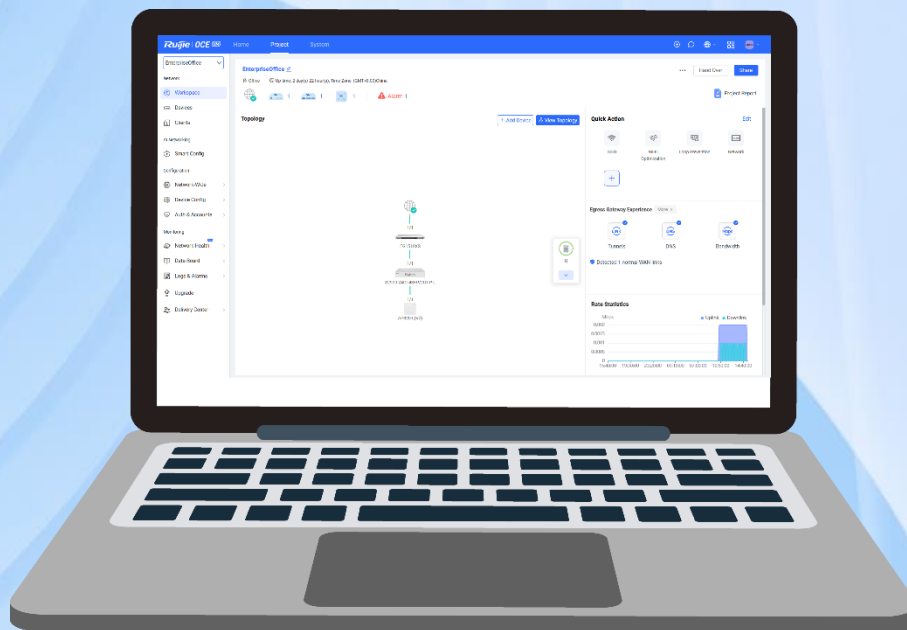


# RG-OCE Network Manager



## 01 Product Overview

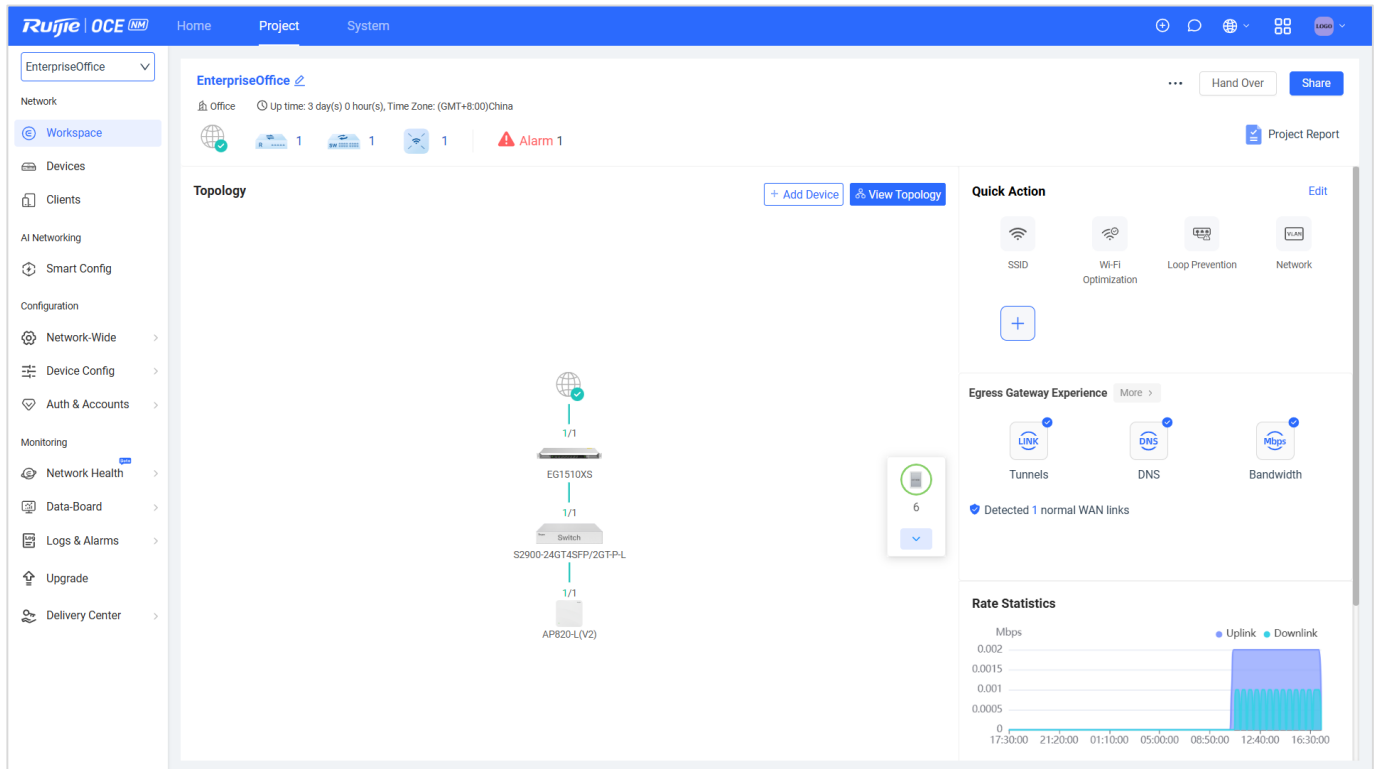
The Ruijie RG-OCE Network Manager (RG-OCE-NM On-Premises) is a revolutionary device management software that supports unified device management and configuration of access points (APs), switches, and gateways, as well as third-party devices. This software is designed for universities, manufactories, hotels, government offices, medium-sized enterprises, network operators, and so on. It consists of various feature modules such as management, monitoring, and diagnostic tools, significantly reducing the total cost of ownership while ensuring high usability.

The RG-OCE-NM supports device planning, configuration, control, operation, and maintenance on-premises, providing an easy solution to centrally manage all Wi-Fi devices. Traditionally, a hardware access controller (AC) implements tight coupling for AP management, which is suitable for managing large numbers of APs on a local area network (LAN). In contrast, the RG-OCE-NM implements loose coupling to completely separate management traffic from data traffic for a better wireless environment. When paired with Ruijie and Reeye APs, this software not only facilitates easy AP management but also functions like a physical AC, supporting features like automatic transmit power and channel adjustment, RF management, and Layer 2/Layer 3 roaming.

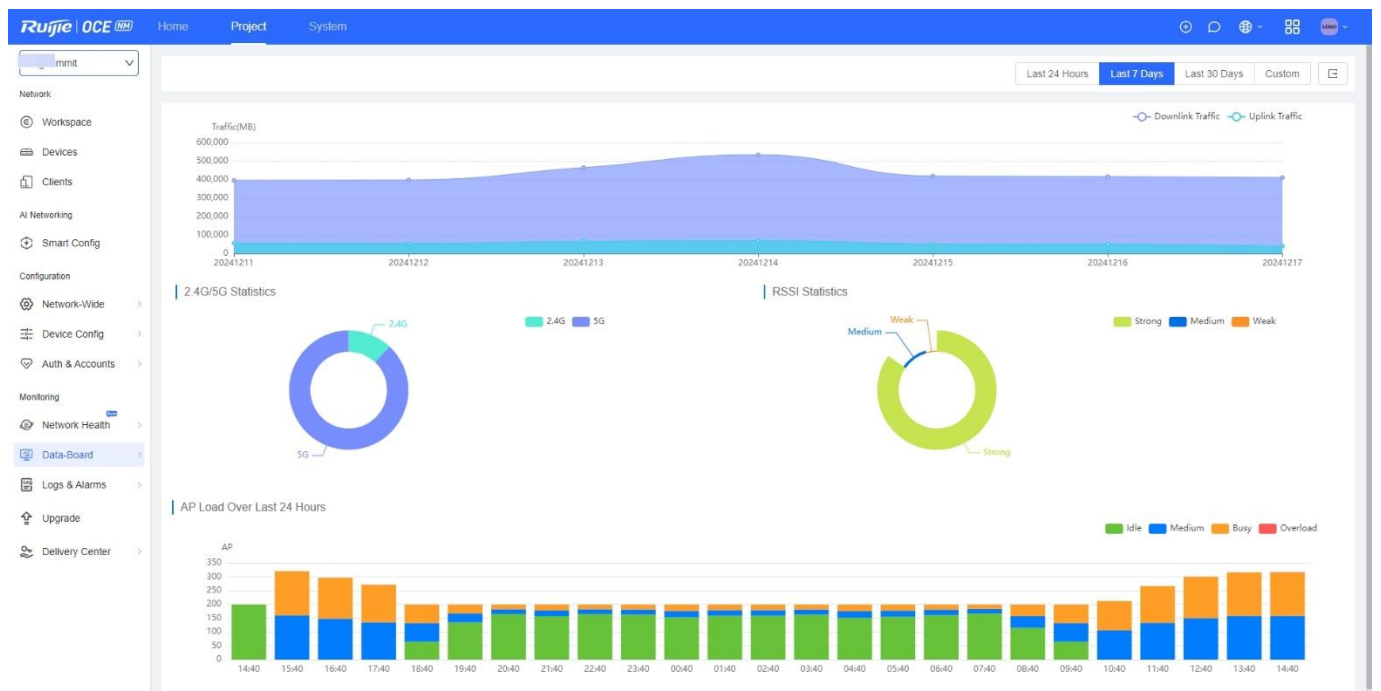
An increasing number of companies are planning to allocate more of their budget to managed service providers (MSPs). Whether an organization is experiencing exponential growth or is so small that it lacks an IT administrator, turning over the wired/wireless network to a trusted partner can translate into a better service, sometimes at a lower cost than managing it in-house. The RG-OCE-NM's user-friendly multi-tenancy architecture enables MSPs to create a private cloud to cater to the needs of its subscribers. Its best-in-class multi-tenancy architecture enables MSPs to accelerate their rollout from small deployment to massive multi-site or distributed site deployment in the shortest time frame possible.

Project Name	Scenario	Alarms	Online Guests	AP	AC	Gateway	Switch	Home Router	Wireless Bridge	Running Time	Action
★ nbr	Office	1	0	1/1	-	1/1	2/2	-	-	19 days	[icon] [icon] [icon]
★ Project-eg205g	Common	0	2	4/4	-	1/1	2/2	-	-	18 days	[icon] [icon] [icon]
★ DELTest	Office	0	0	0/2	-	-	-	-	-	1 days	[icon] [icon] [icon]
★ hk-ipv6_Auto	Common	0	0	0/0	-	-	-	-	-	2 days	[icon] [icon] [icon]
★ hk-ipv6_Auto-1	Common	0	0	0/0	-	-	-	-	-	2 days	[icon] [icon] [icon]
★ hk-ipv6	Office	0	1	1/1	-	-	-	-	-	2 days	[icon] [icon] [icon]
★ DEMO_399	Office	13	0	0/7	-	0/1	0/4	-	-	9 days	[icon] [icon] [icon]
★ DEMO_398	Office	13	0	0/7	-	0/1	0/4	-	-	9 days	[icon] [icon] [icon]
★ DEMO_397	Office	13	0	0/7	-	0/1	0/4	-	-	9 days	[icon] [icon] [icon]
★ DEMO_396	Office	13	0	0/7	-	0/1	0/4	-	-	9 days	[icon] [icon] [icon]

406 in total < 1 2 3 4 5 ... 41 > 10 / page



RG-OCE Network Manager Home Page



RG-OCE Network Manager Dashboard

## 02 Product Highlights

### 2.1 Centralized Management

- Conduct configuration and management of all APs, switches, routers, and gateways in one management platform
- Auto network configuration and VLAN visualization help the administrator quickly and easily deploy wired and wireless networks
- Local on-premises deployment for high security access

### 2.2 Unified Excellent Wi-Fi Experience

- Layer 2/Layer 3 seamless roaming for Wi-Fi networks
- Auto and manual wireless optimization for Wi-Fi networks
- Visualization of network-wide user experience

### 2.3 Rich Data Monitoring Tools and Reports

- WAN traffic usage overview
- Network health in-depth analytics
- Client and device usage statistics
- Network data insights with reports covering over six months
- API integration

### 2.4 Multi-Tenancy and Sub-Account Management

- Perfect for managed service providers, integrated with the multi-account management feature
- Multi-level hierarchical grouping management

### 2.5 Third-Party Device Management

- Monitoring of third-party devices and actual topology display through SNMP, with real-time alarms generated by SNMP traps

### 2.6 Zero-Touch Provisioning

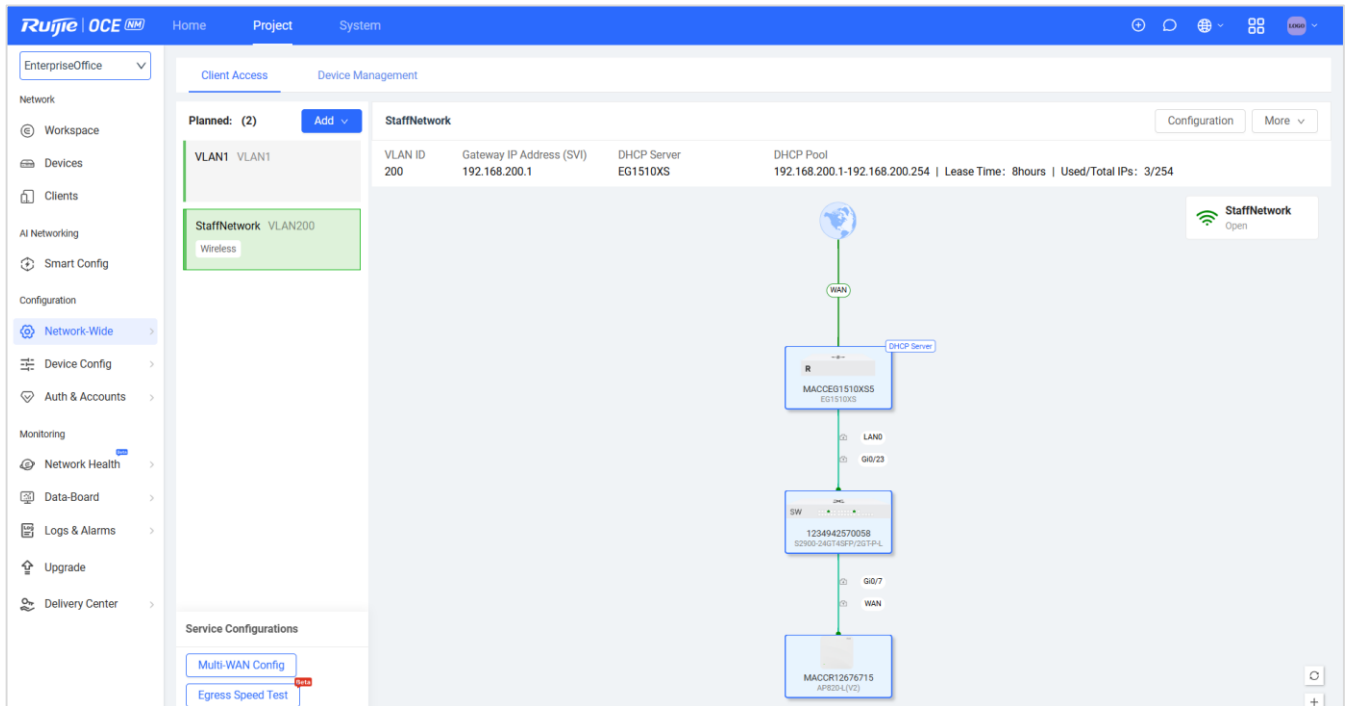
- The plug-and-play RG-OCE Network Manager allows administrators to automatically provision new network devices on their existing network without manual intervention

## 03 Product Features

### 3.1 Configuration

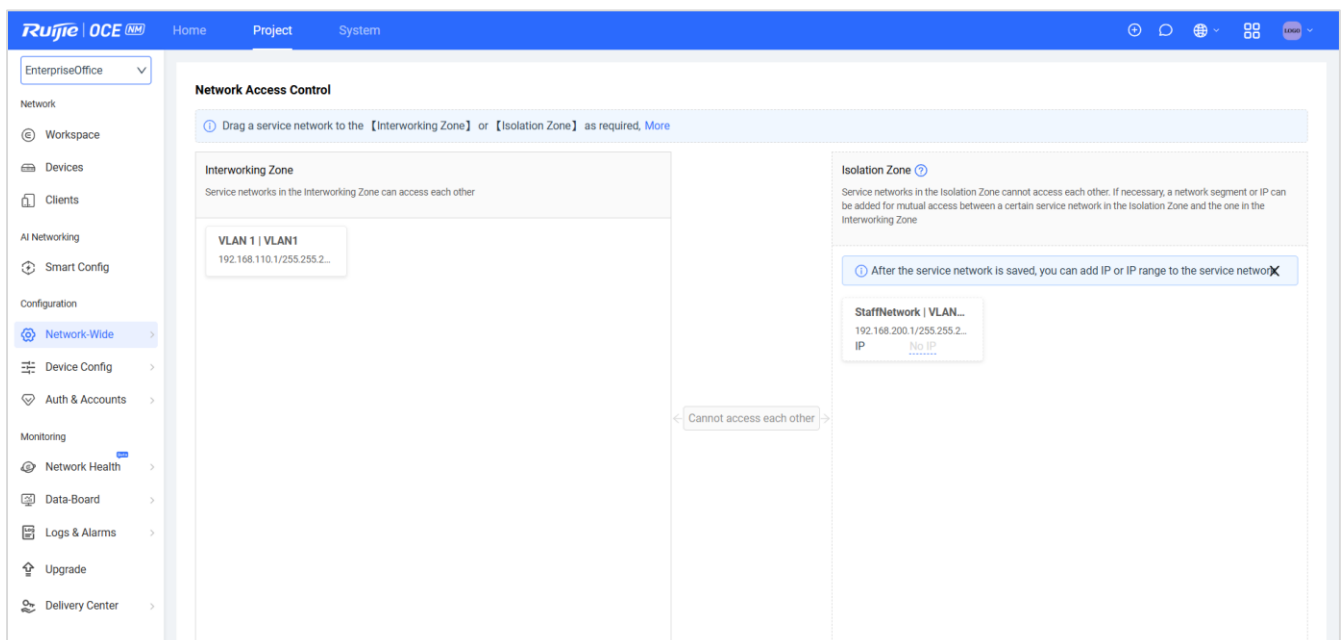
#### 3.1.1 Auto-Configured Network

The RG-OCE Network Manager supports the Auto-Configured Network (ACN) function, enabling VLAN configuration across all devices using a wizard. Configuring a multi-VLAN enterprise wired or wireless network with around 100 switches and access points can be completed during a coffee break.



#### RG-OCE Auto-Configured Network

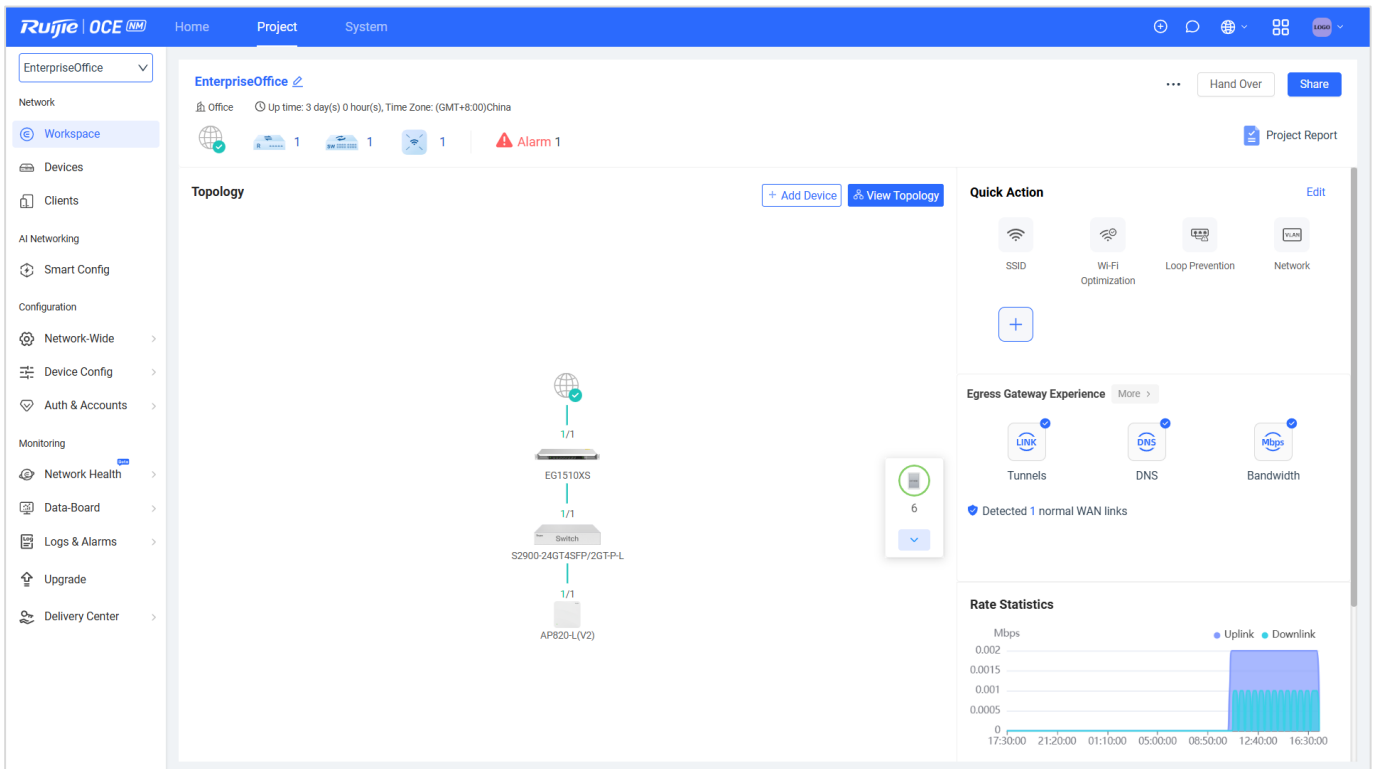
In addition to automatic VLAN configuration, it also supports automatic ACL configuration. You can isolate users by dragging a subnet to the isolation zone to ensure network security.



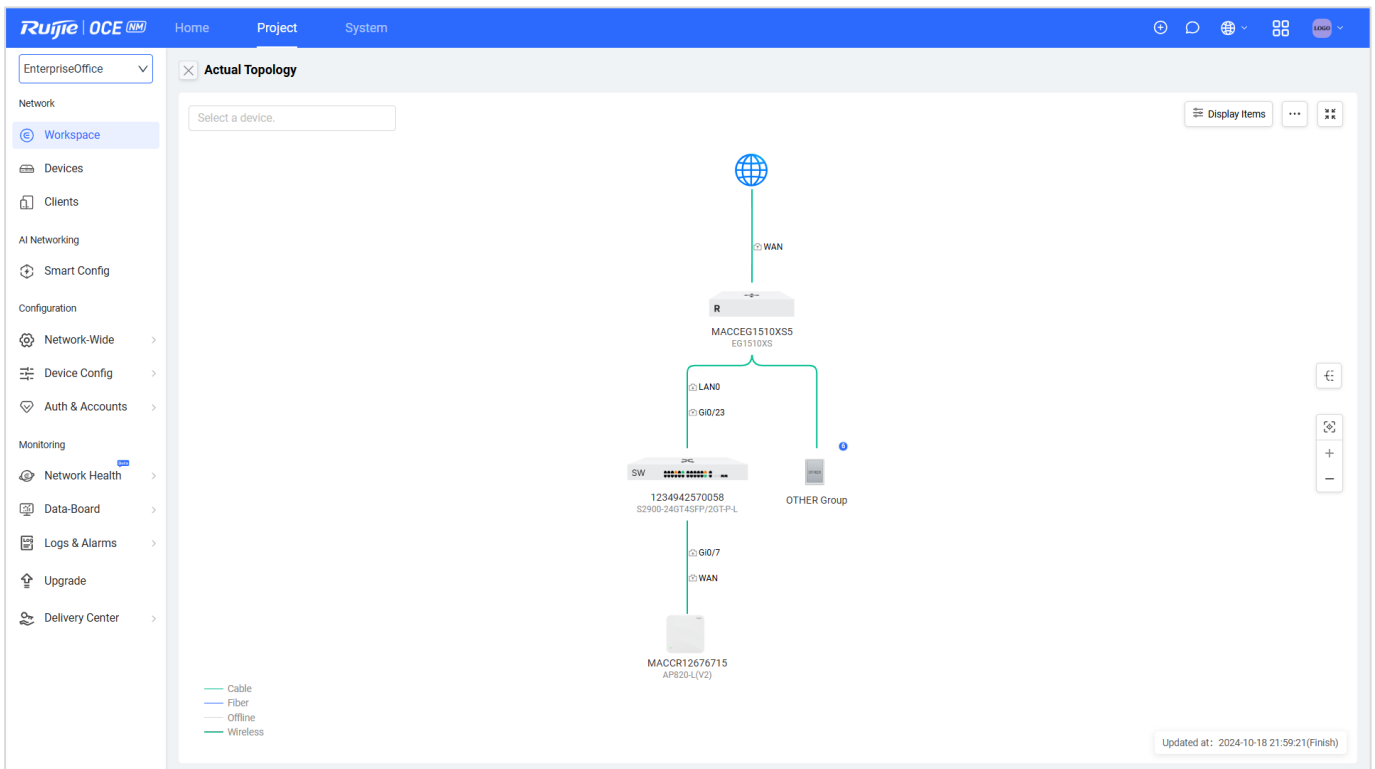
#### RG-OCE Auto-Configured Access Control

### 3.1.2 Workspace

The Workspace of the RG-OCE Network Manager is the key interface for project management, through which you can check network status, topology, networks, and VLANs easily.



RG-OCE Workspace



RG-OCE Actual Topology Monitoring

### 3.1.3 Seamless Roaming

The RG-OCE Network Manager supports Layer 2/Layer 3 seamless roaming for APs. With roaming enabled, any client device can smoothly and seamlessly switch among multiple wireless networks, requiring no reconnection or configuration.

The screenshot displays the 'L2 L3 Roaming' configuration page in the RG-OCE Network Manager. The interface features a sidebar on the left with various navigation options. The main content area is divided into two sections: 'L2 L3 Roaming' and 'Introduction'. The 'L2 L3 Roaming' section includes a toggle for 'L3 Roaming' (currently off), a status for 'L2 Roaming' (Enabled by default), and a list of 'Enterprise APs: 1'. The 'Introduction' section provides a brief overview of the roaming function, stating that it enables zero-handoff roaming within the Wi-Fi coverage area. A diagram illustrates the 'Before' state where a user is on Floor 1, VLAN 10, and the 'L3 Roaming' state where the user moves to Floor 2, VLAN 20, maintaining a seamless connection.

### 3.1.4 Simplified Multi-Tenant Role-based Access Control

The RG-OCE Network Manager supports flexible multi-account role-based access control. MSPs can easily create and assign designated users for easy management and access control.

The screenshot displays the 'Sub-account Management' page in the RG-OCE Network Manager. The interface features a sidebar on the left with various navigation options. The main content area is divided into two sections: 'Sub-account Management' and 'Sub Account List'. The 'Sub-account Management' section includes a button to 'Add Sub Account'. The 'Sub Account List' section contains a table with the following data:

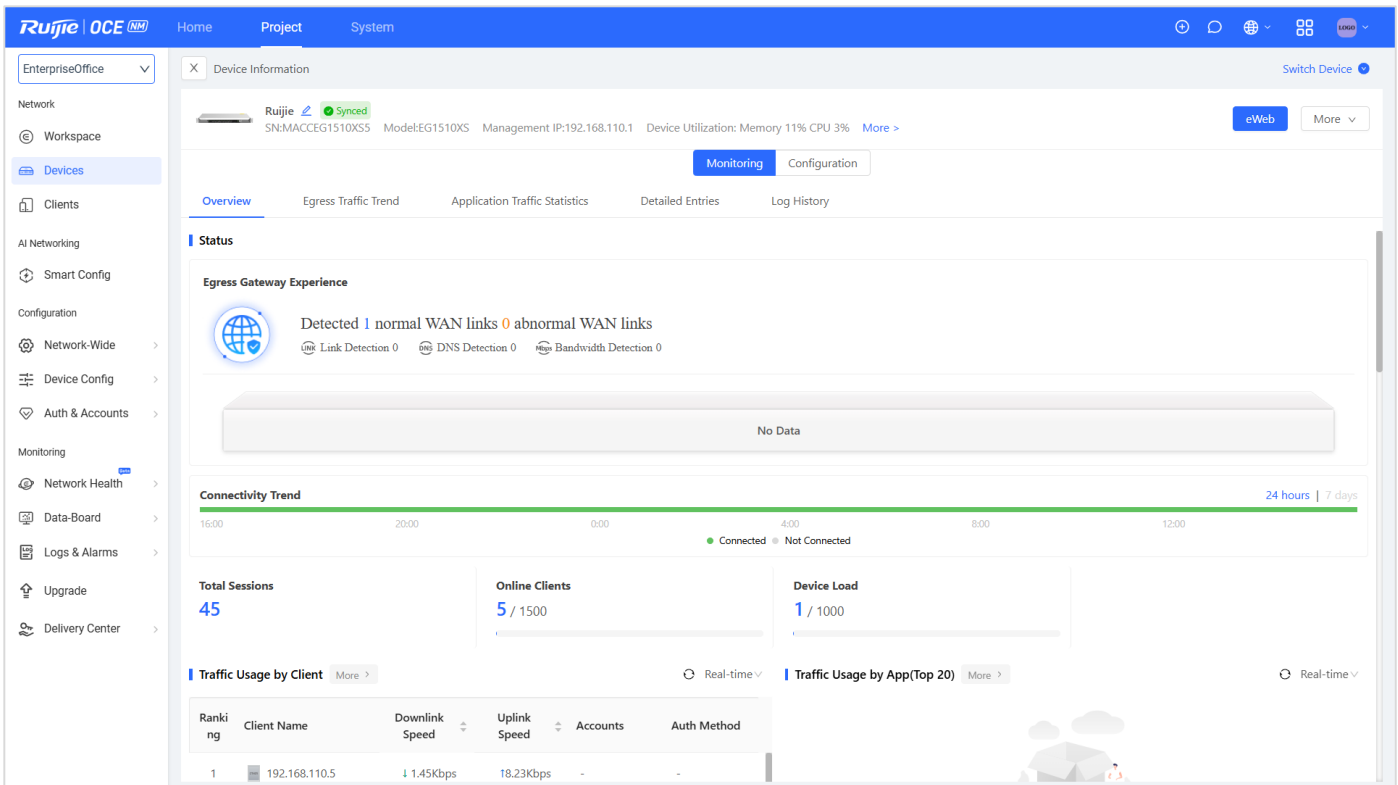
Username	Role	Default Project Group	Full Name	Action
test	Employee	headquarters	test	@ [icon] [icon]
zhongjianlong	Employee	headquarters	zjl	@ [icon] [icon]

At the bottom right of the table, it indicates '2 in total' and '10 / page'.

### 3.1.5 Network Status Monitoring

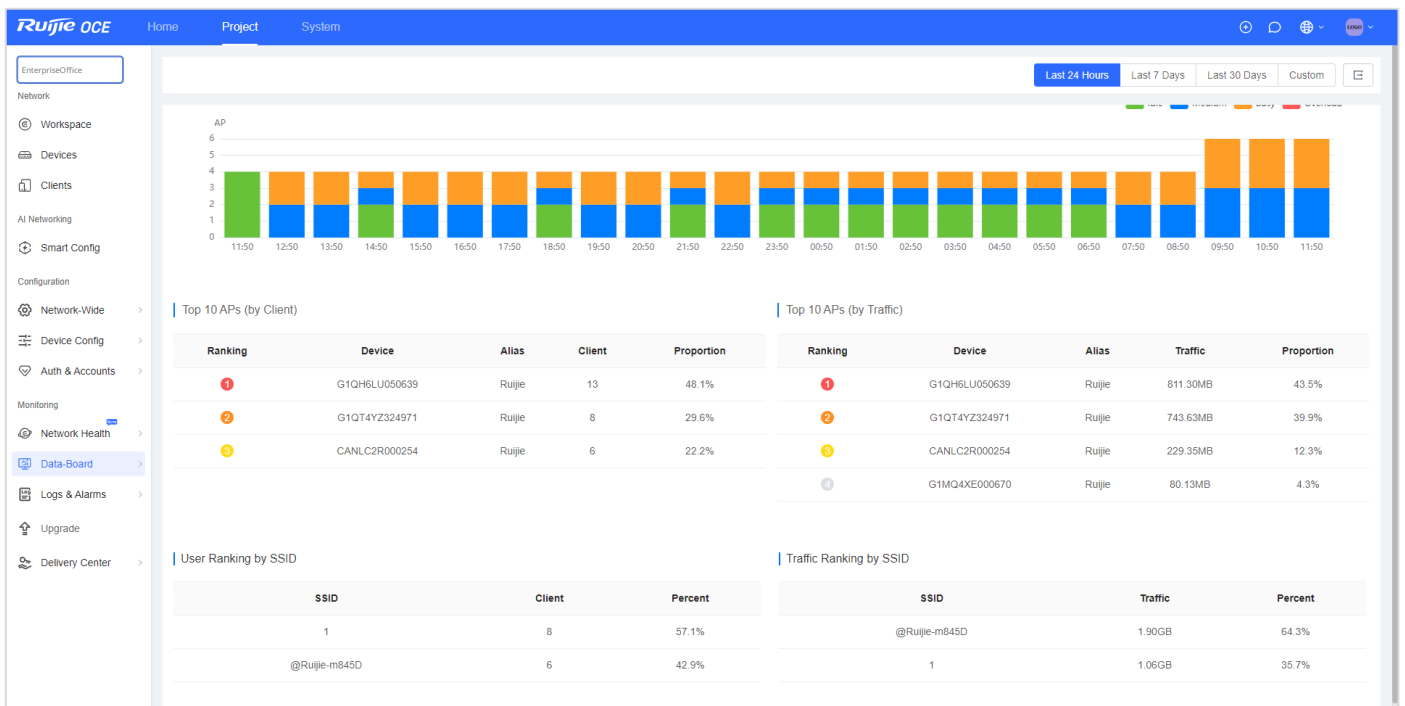
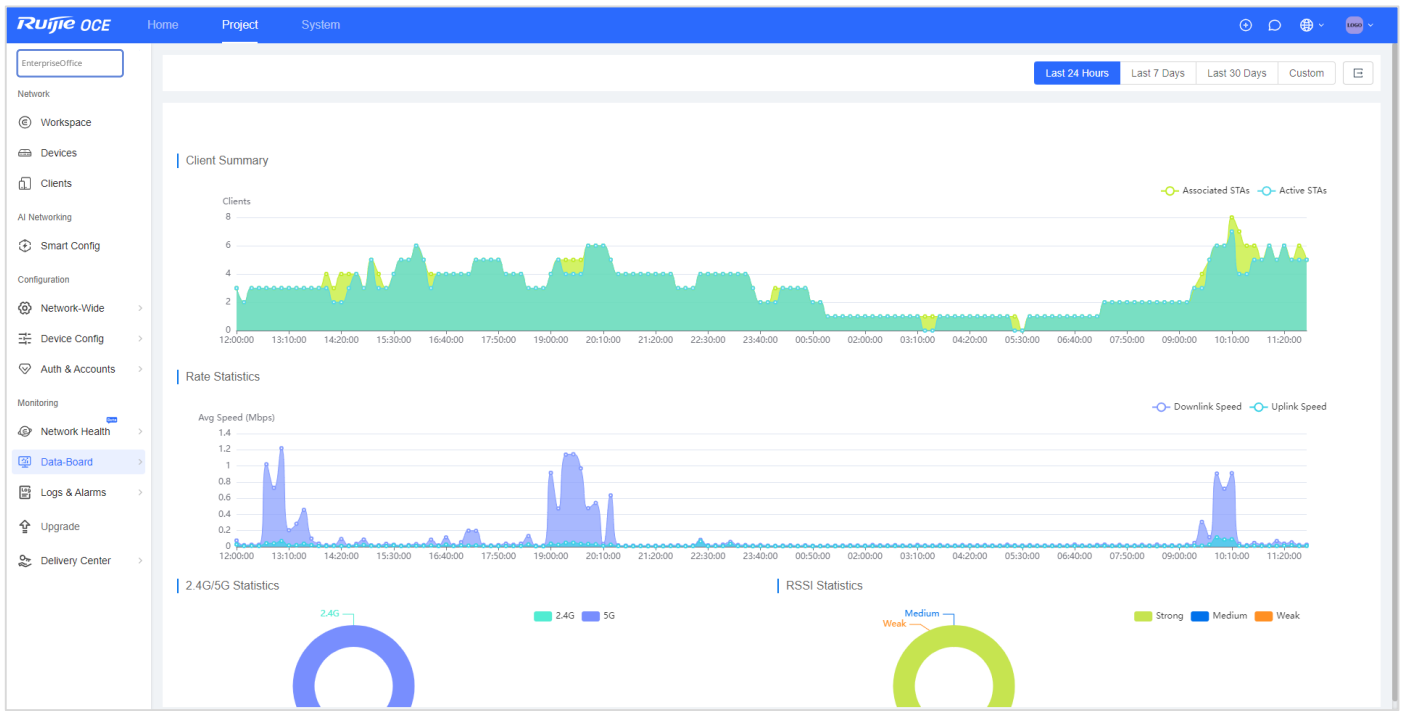
The RG-OCE Network Manager also supports unified visualization and monitoring of all devices and user status. You can check and monitor global group status in real-time, including devices, clients, traffic, and alarms. Other multi-dimensional network quality metrics like 2.4 GHz/5 GHz channel usage, statistics, RSSI and AP load over the last 24 hours are also available for easy reference.

Just by scanning through the details of the groups, devices and clients, you can quickly determine if the whole system is operating normally.



RG-OCE Wired Network Monitoring





## RG-OCE Wireless Network Monitoring

### 3.1.6 Operating Status, Offline Alarms, and Other Warnings

The RG-OCE Network Manager shows the current alarms in the list view. You can easily trace the cause of each alarm based on alarm severity, content, and time, and can filter the alarms by device serial number and time range.

The RG-OCE Network Manager offers a wide range of alarms. You can enable only those you need and receive notifications of the selected alarms anytime, anywhere through email.

Alarm Type	Alarm Severity	Group	Alarm Source	Device SN	Alias	Generated at	Cleared at	Updated at	Action
Device offline alarm	Moderate	nbr	Device	102030111733	-	2024/09/13 01:36:42	-	2024/09/13 01:36:42	[Icon]
All device offline	Moderate	DEMO_212	Organization	-	-	2024/09/09 11:30:11	-	2024/09/09 11:30:11	[Icon]
Device offline alarm	Moderate	DEMO_113	Device	MACCSL0113001	ruijie	2024/09/09 11:30:11	-	2024/09/09 11:30:11	[Icon]
Device offline alarm	Moderate	DEMO_212	Device	MACCSL0212001	ruijie	2024/09/09 11:30:11	-	2024/09/09 11:30:11	[Icon]
Device offline alarm	Moderate	DEMO_058	Device	MACCSL0058001	ruijie	2024/09/09 11:30:11	-	2024/09/09 11:30:11	[Icon]
All device offline	Moderate	DEMO_189	Organization	-	-	2024/09/09 11:30:11	-	2024/09/09 11:30:11	[Icon]
All device offline	Moderate	DEMO_113	Organization	-	-	2024/09/09 11:30:11	-	2024/09/09 11:30:11	[Icon]
Device offline alarm	Moderate	DEMO_189	Device	MACCSL0189001	ruijie	2024/09/09 11:30:11	-	2024/09/09 11:30:11	[Icon]
Device offline alarm	Moderate	DEMO_129	Device	MACCSL0129007	Ruijie	2024/09/09 11:30:11	-	2024/09/09 11:30:11	[Icon]
All device offline	Moderate	DEMO_129	Organization	-	-	2024/09/09 11:30:11	-	2024/09/09 11:30:11	[Icon]

### 3.2.1 Diversified Data Reports

The RG-OCE Network Manager can generate data reports based on a range of metrics. For example, you can export reports on accumulated and daily user statistics, daily user traffic details, user activity analysis, and device analysis. You can also easily create custom reports for periodic work summaries.

SSID	Client	Percent
1	8	57.1%
@Ruijie-m845D	6	42.9%

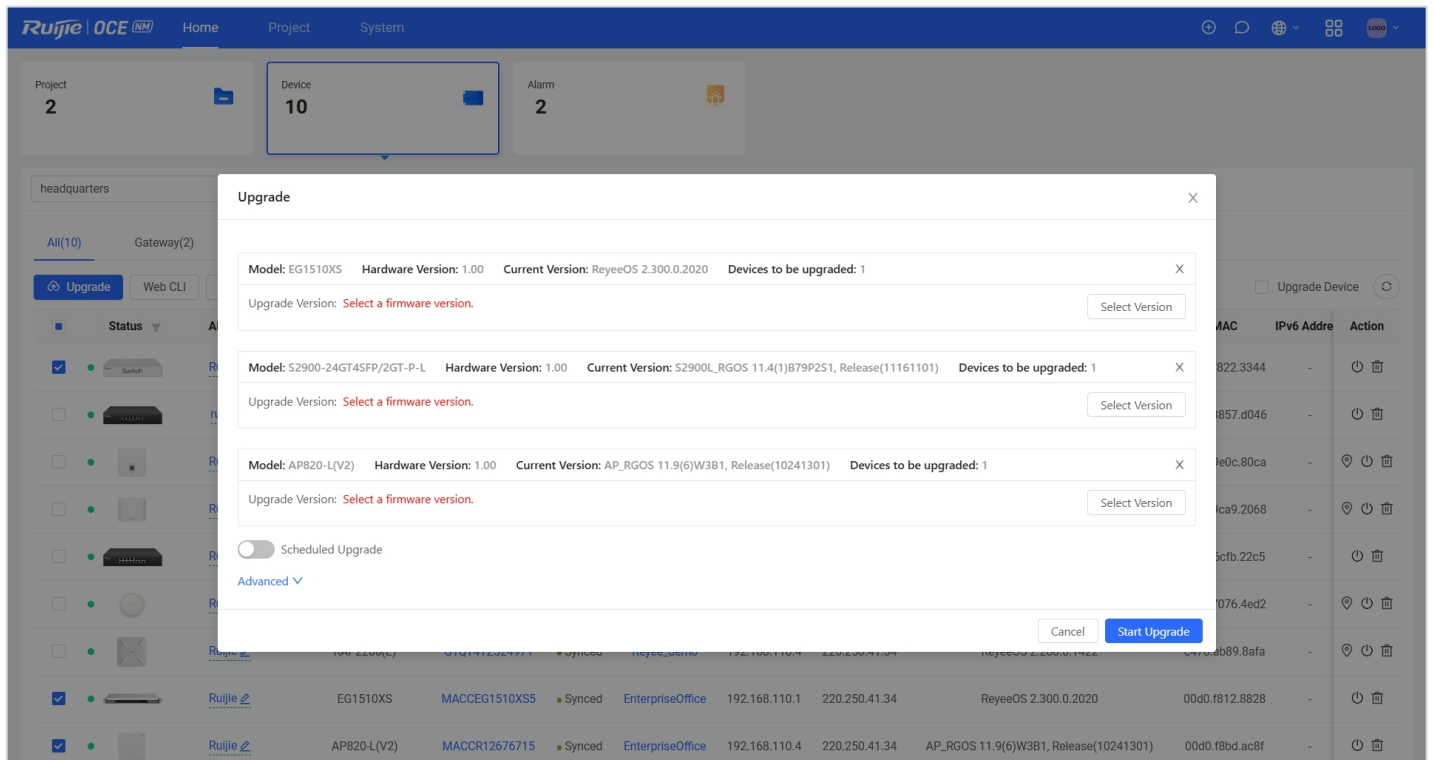
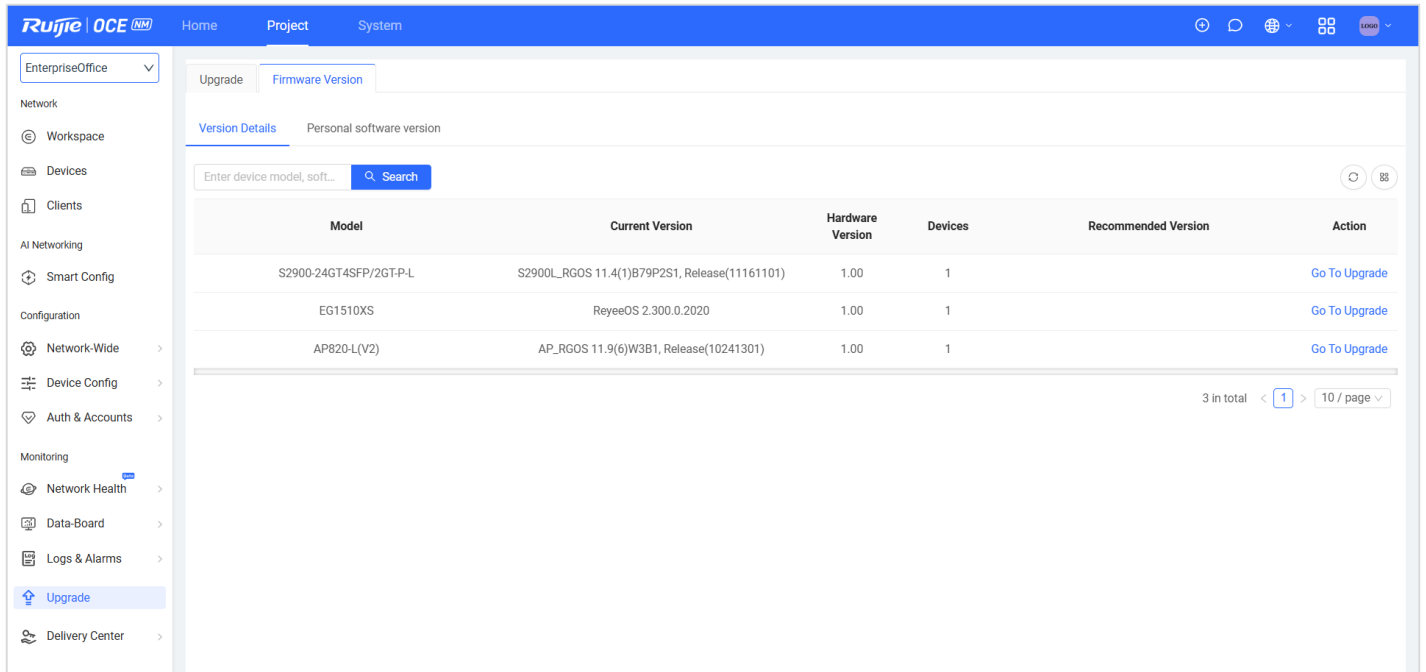
SSID	Traffic	Percent
@Ruijie-m845D	1.9G	64.3%
1	1.1G	35.7%

Device	Client	Percent
G1QH6LU050639	13	48.1%

Device	Traffic	Percent
G1QT4Y2324971	2.5G	85.9%

### 3.2.2 Centralized Upgrade Control

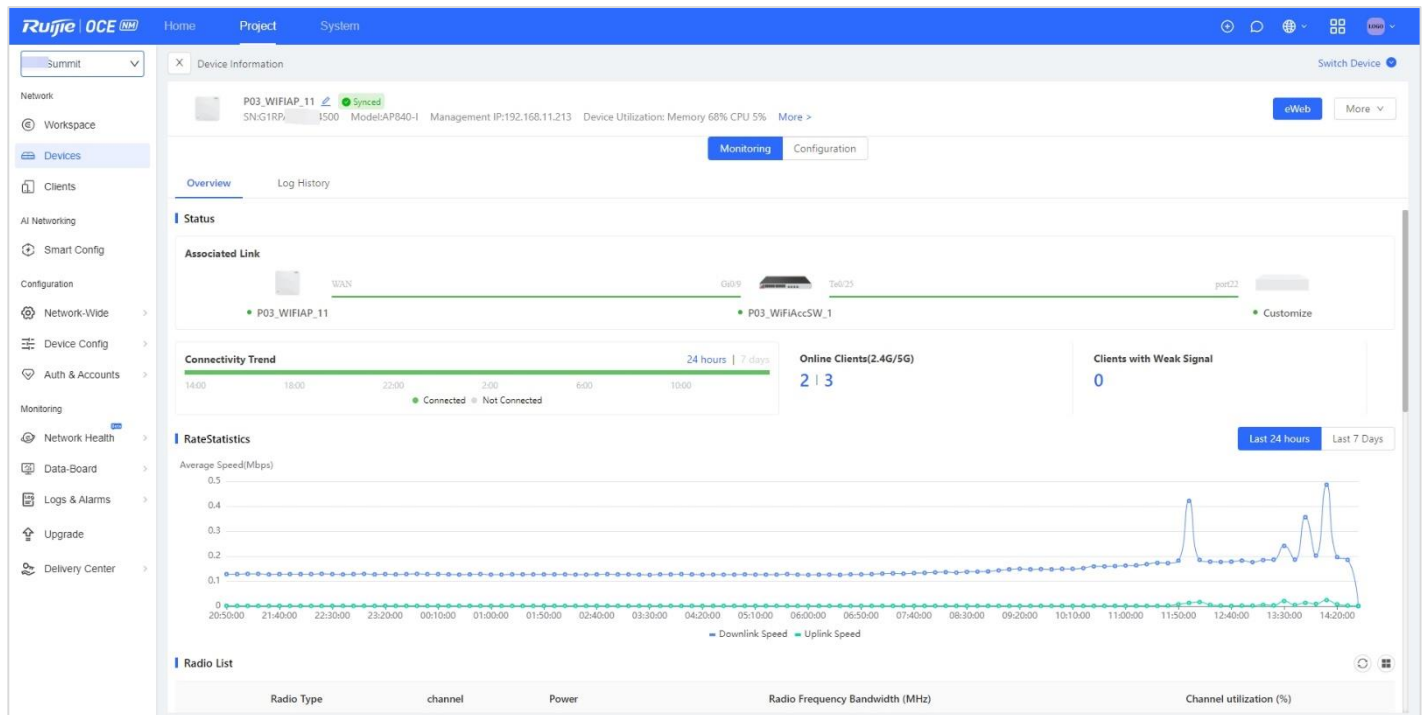
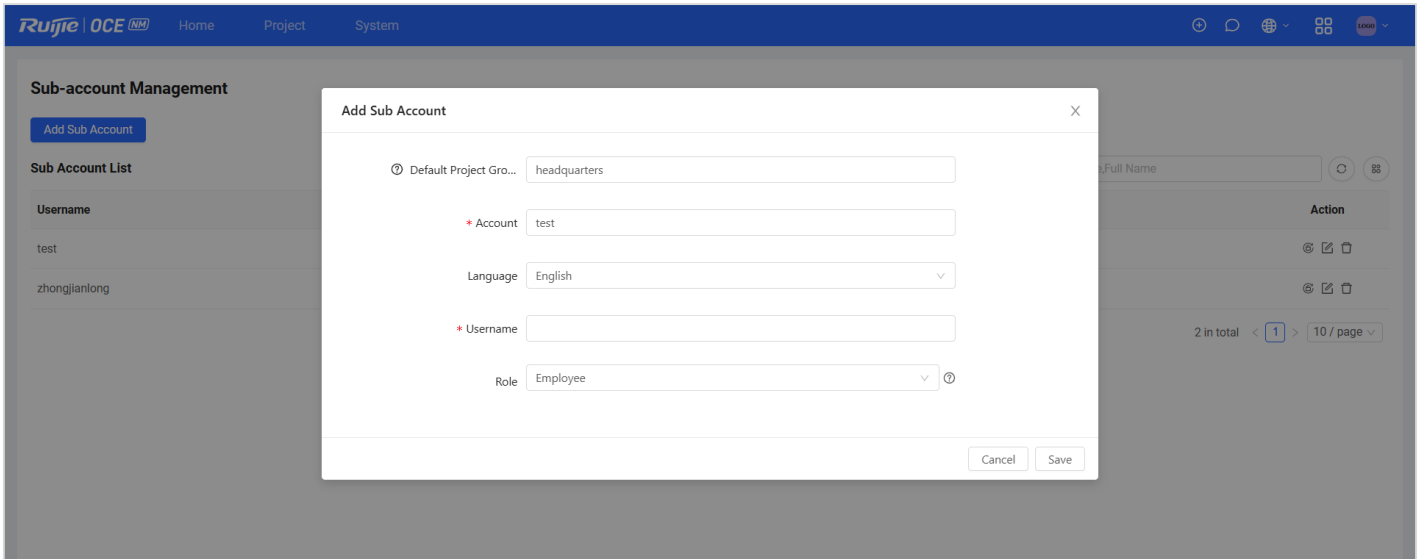
With the RG-OCE Network Manager, you can easily manage device software versions and upgrade devices in batch. Simply select devices to be upgraded, click the upgrade button and that's it. You can monitor the whole upgrade process and view detailed device upgrade logs.



### Centralized Upgrade on the RG-OCE-NM

### 3.2.3 Easy Management

The RG-OCE Network Manager supports multiple tenants. Each account can manage several levels of sub-accounts. Various levels of management and viewing privileges can be granted to different users, enhancing access control.



## 04 Product Specifications

Specifications	RG-OCE Network Manager
<b>Deployment Mode:</b>	
Single-Tenant (for on-premises deployment)	√
Multi-Tenant (for private/cloud-based deployment)	√
<b>Network Planning:</b>	
Location Planning (Google Map)	√
AP Layout planning	√
Auto-Configured Wired/Wireless Network	√
<b>Wireless Configuration:</b>	
SSID Configuration	√
RF Configuration	√
Captive Portal Authentication	√
802.1X Authentication	√
Client-based Bandwidth Limiting	√
AP Mesh	√
Layer2/Layer 3 Roaming	√
Client-based Blocklisting/Allowlisting	√
<b>Switch Configuration:</b>	
Interface & VLAN Configuration	√
Voice VLAN	√
802.1X Authentication	√
DHCP Snooping	√

Specifications	RG-OCE Network Manager
ACL Policy	√
Loop Prevention and Port Protection	√
Storm Control and IP Source Guard	√
<b>Router/Gateway Configuration:</b>	
Interface and VLAN Configuration	√
Multi-WAN and Load Balancing	√
Routing (Static Routing/PBR)	√
QoS & App/URL Blocking	√
DDNS	√ (Ruijie DDNS Not Supported)
Captive Portal Authentication	√
PPPoE Server	√
VPN (L2TP/IPsec/PPTP/OpenVPN)	√
<b>Monitoring:</b>	
Global View (Dashboard)	√
Network Health Insight	√
Egress Traffic Overview	√
Wi-Fi Health Monitoring	√
Device & Client List	√
<b>Maintenance &amp; Optimization:</b>	
Software Upgrade	√
Delivery Report	√
Auto RF Planning & Scheduled Optimization	√

Specifications	RG-OCE Network Manager
VLAN Visualization	√
Operation/Configuration Logs	√
Alarm Notification	√
<b>System Management:</b>	
Tenant Management	√
Role-based Privilege Management (Sub-account)	√
License Management	√
Account Language Support	√
<b>Support:</b>	
Online RITA Support	√

## 05 Supported Models

Series	Models
AP/AC	AP8xx-L, AP6xx-L Series; AP680(CD), AP720-L, AP180, AP180P-L; RAP73HD, RAP73 Pro, RAP72-Wall, RAP72 Pro, RAP62-OD, RAP6262, RAP6262(H), RAP6262(H)-D RAP6260(H), RAP6260(H)-D, RAP2260(H), RAP2260(E), RAP2260, RAP1260, RAP1261, RAP1200(P); and WS6000 Series
Switch	CS88, CS86, CS85, CS83, S2915-L Series; NBS7000, NBS6000, NBS5500, NBS5300 NBS5200, NBS5100, NBS3300, NBS3200, and NIS3100 Series
Router	NBR6120-E, NBR6205-E, NBR6210-E, NBR6215-E, EG1510XS, EG310GH-P-E, EG310GH-E, and EG305GH-P-E

## 06 System Requirements

Number of Managed Devices	CPU	Memory	Hard Disk Drive	Operating System
< 100	4-core (Intel Xeon processors, 2 GHz or higher)	24 GB	150GB SSD	Rocky or Redhat Linux 8.10
100 to 1000	4-core (Intel Xeon processors, 2 GHz or higher)	32 GB	200GB SSD	Rocky or Redhat Linux 8.10
1,000 to 5,000	8-core (Intel Xeon processors, 2 GHz or higher)	64 GB	500GB SSD	Rocky or Redhat Linux 8.10
5,000 to 10,000	16-core (Intel Xeon processors, 2 GHz or higher)	128 GB	1TB SSD	Rocky or Redhat Linux 8.10
> 10,000	Contact Ruijie sales representative for service deployment requirements.			



## 07 Ordering Information

Product Code	OCE Network Manager License
<b>Default Built-in License</b>	Free for 30 days with a 20-user license
<b>RG-OCE-NETWORK-BASE</b>	The RG-OCE Network Manager Base license, supporting 10 devices (Note that if the demo license expires and the Base License is not installed, the system will no longer be operational.)
<b>RG-OCE-NETWORK-LIC-50</b>	RG-OCE Network License for 50 Devices (Lifetime): Management of up to 50 devices throughout the software lifecycle, including both Ruijie and third-party devices.
<b>RG-OCE-NETWORK-LIC-100</b>	RG-OCE Network License for 100 Devices (Lifetime): Management of up to 100 devices throughout the software lifecycle, including both Ruijie and third-party devices.
<b>RG-OCE-NETWORK-LIC-500</b>	RG-OCE Network License for 500 Devices (Lifetime): Management of up to 500 devices throughout the software lifecycle, including both Ruijie and third-party devices.
<b>RG-OCE-NETWORK-LIC-1000</b>	RG-OCE Network License for 1000 Devices (Lifetime): Management of up to 1000 devices throughout the software lifecycle, including both Ruijie and third-party devices.
<b>RG-OCE-NETWORK-LIC-5000</b>	RG-OCE Network License for 5000 Devices (Lifetime): Management of up to 5000 devices throughout the software lifecycle, including both Ruijie and third-party devices.
<b>RG-OCE-SSP-1Y</b>	Basic 1 Year Technical Service Support Package (SSP) (Annual Fee) This service is charged annually and covers the following: Technical support and fault resolution: Remote technical support during local office hours (9 hours a day, 5 days a week), including software updates, after-sales technical consultation, fault resolution, and a dedicated channel for submitting service complaints or suggestions. Note: Basic technical services will no longer be provided once the validity period expires.
<b>RG-OCE-CDS</b>	Premium Technical Customization Development Service (Per-Incident Fee) This service is charged on a per-incident basis and covers the following: R&D support: Cluster deployment, cluster data migration, server migration, OCE service restoration after a server restart, remote data backup, and custom function development. (Charges are based on the number of man-days needed from R&D engineers.)

- The default installation package includes a 30-day free trial for up to 20 users, available for testing.
- Purchase of the RG-OCE-NETWORK-BASE includes a free RG-OCE-SSP-1Y (1-year subscription) as a gift.
- **Pay once, enjoy lifetime access.**
- The **RG-OCE-SSP** is related only to services and does not affect software availability.

## 08 More Information

For more information about the Ruijie RG-OCE Network Manager, please visit [RG-OCE Network Manager, Ruijie Omni-Control Engine Network Manager - Ruijie Reyee](#) or contact your local Ruijie sales representative.



**Ruijie Networks Co., Ltd.**

For more information, visit <https://Reyee.Ruijie.com> or call 86400-620-8818.