

# Ruijie RG-S5300-E Series Gigabit Switches Datasheet



Scan QR Code  
For More Enquiry






Figure 1 RG-S5300-24GT4XS-E



Figure 2 RG-S5300-48GT4XS-E




Figure 3 RG-S5310-24GT4XS-P-E



Figure 4 RG-S5310-48GT4XS-P-E

## | Product Overview

The RG-S5300-E series are next-generation gigabit Ethernet switches launched by Ruijie according to its design philosophy of security, high efficiency, energy saving, and independent innovation. This series can provide full gigabit access and flexibly extensible 10G uplink data exchanges. With a new hardware architecture and Ruijie's latest RGOS12.X modular OS, the RG-S5300-E series are capable of providing more resource entries, faster hardware processing, and better user experience.

# Product Features

## Sound Security Protection Policies

Address Resolution Protocol (ARP) viruses or attacks are a type of common and influential network attack. The RG-S5300-E series switches support ARP spoofing prevention in multiple modes. Regardless of whether clients automatically obtain addresses from the DHCP server or use static IP addresses, the RG-S5300-E series switches record clients' authentic IP+MAC addresses and compare addresses in ARP packets with recorded IP+MAC addresses when switch ports receive the ARP packets from hosts. The switches forward only ARP packets whose addresses match the recorded IP+MAC addresses and discard fake ARP packets. In this way, ARP spoofing is shielded outside the network and network users are protected from ARP virus attacks.

The RG-S5300-E series switches are capable of actively defending against various Distributed Denial of Service (DDoS) attacks on networks. Computers may be infected with viruses due to network openness or attackers may launch attacks on network devices and servers for various purposes, resulting in network unavailability. The common ARP flooding attacks can lead to the failure of the gateway to respond to requests. ICMP flooding attacks can paralyze network devices due to high CPU load. DHCP request flooding attacks deplete addresses of the DHCP server, and users cannot obtain IP addresses for network access.

The RG-S5300-E series switches provide an efficient hardware CPU protection mechanism: CPU Protect Policy (CPP). It classifies data traffic sent to the CPU, processes the traffic by queue priority, and limits the bandwidth rate as required. This protection mechanism fully protects the CPU against illegitimate traffic occupancy, malicious attacks, and resource consumption, thereby ensuring the CPU security and protecting the switches.

The RG-S5300-E series switches adopt the innovative Network Foundation Protection Policy (NFPP) technology to limit the rate of ARP packets, ICMP requests, DHCP requests, and other packets sent to networks. The switches discard packets whose rate exceeds the threshold, identify attack behaviors, and isolate users launching attacks. In this way, the basic networks are protected from network attacks, and

therefore the network stability is guaranteed.

DHCP snooping enables the RG-S5300-E series switches to receive DHCP responses only from trusted ports and prevent spoofing from unauthorized DHCP servers. With DHCP snooping, the switches dynamically monitor ARP packets, check users' IP addresses, and discard illegitimate packets that do not match bound entries, thereby effectively preventing ARP spoofing and source IP address spoofing.

## Virtual Switching Unit

The RG-S5300-E series switches support the Virtual Switching Unit (VSU), in which multiple physical devices are connected and virtualized into one logical device. The devices use the same IP address, Telnet process, and command line interface (CLI) for management and support automatic version check and automatic configuration. Users need to manage only this logical device to enjoy the work efficiency and use experience brought by multiple devices.

**Simplified management:** Administrators can manage multiple switches in a unified manner, with no need to connect to each switch for configuration and management.

**Simplified network topology:** A VSU serves as a switch on a network and connects to peripheral devices through aggregate links. Therefore, no layer-2 loop exists and the Multiple Spanning Tree Protocol (MSTP) does not need to be configured. Various control protocols run on the VSU.

**Fault recovery within milliseconds:** A VSU connects to peripheral devices through aggregate links. If one device or member link in the VSU malfunctions, data and services can be switched to another member link within only 50–200 milliseconds.

**High scalability:** User devices can be added to or removed from a virtualized network in a "hot swap" manner, without affecting normal operation of other devices.

**Increase in return on investment:** Aggregate links used for connecting the VSU to peripheral devices not only provide redundancy links but also implement load balancing. All network devices and bandwidth resources are fully leveraged. Any 10G port can be used to build a VSU virtual network through data transmission cables. No additional cables and expansion cards are required, and the types of ports and cables are not limited. Therefore, the return on investment is best protected.

## High Reliability

The Spanning Tree Protocol (STP), Rapid Spanning Tree Protocol (RSTP), and MSTP help the RG-S5300-E series switches achieve fast convergence, improve the fault tolerance capability, and ensure stable network operation and load balance of links. The switches utilize network channels appropriately to raise the utilization of redundant links.

The Virtual Router Redundancy Protocol (VRRP) helps the switches effectively ensure the network stability.

With the Rapid Link Detection Protocol (RLDP), the switches can quickly detect the link connectivity and unidirectional optical fiber links. The port loop detection function helps the switches prevent network failures caused by loops resulting from unauthorized port connection to hubs.

The RG-S5300-E series switches support the Ethernet Ring Protection Switching (ERPS) technology, which is an international layer-2 link redundancy backup protocol designed for the core Ethernet. The loop block and link recovery of ERPS are implemented on the controlling device, and non-controlling devices directly report their link status to the controlling device, without processing from other non-controlling devices. Therefore, loop disruption and recovery time of ERPS is faster than that of STP. Based on the above differences, ERPS supports link recovery within milliseconds in the ideal environment.

When STP is disabled, the Rapid Link Protection Protocol (RLDP) can still provide basic link redundancy and millisecond-level fault recovery faster than STP.

With the Bidirectional Forwarding Detection (BFD), the

switches are able to detect links within milliseconds, and quickly converge routing and other services through the correlation with upper-layer routing protocols, ensuring the continuity of services.

## Software-Defined Networking (SDN)

The RG-S5300-E series support OpenFlow 1.3 as the times require, and will collaborate with Ruijie's SDN controller to easily build large-scale L2/L3 networks. The switches allow you to smoothly upgrade the whole network to an SDN network and provide access control, visualized O&M, and other SDN features. The products greatly reduce network O&M costs while significantly simplifying network management.



## Energy Efficiency

In response to China's call for energy efficiency, Ruijie deeply studies noise and energy consumption issues of conventional switches and integrates multiple energy-saving design ideas into the RG-S5300-E series switches. The switches reduce loud noise produced by deployment in offices and solve excessive energy consumption resulted from the large-scale deployment of access devices.

In addition, the RG-S5300-E series adopt the new-generation hardware architecture as well as advanced energy-efficient circuit design and components, to significantly save energy and lower noise. The entire series are equipped with variable-speed axial fans to intelligently control the fan speed based on the ambient temperature, which reduces the power consumption and noise while ensuring stable operation of the devices.

In the PoE networking environment, the RG-S5300-E series provide automatic PoE mode and energy-saving PoE mode to meet needs of users.

## Easy Network Maintenance

The RG-S5300-E series switches support the Simple Network Management Protocol (SNMP), Remote Network Monitoring (RMON), Syslog, Sampled Flow (sFlow), log and configuration backup using USB flash drives for routine network diagnosis and maintenance. Administrators can also use CLI, Web-based management, telnet, CPE WAN Management Protocol (CWMP/TR069) based zero configuration and other methods to manage and maintain devices conveniently.

An LED Mode button is available on the panel of the switches. You can press this button to check the current communication status and PoE status of all ports on the switches.

## IPv4/IPv6 Dual-stack Multi-layer Switching

The hardware of the RG-S5300-E series switches supports line-rate IPv4/IPv6 dual-stack multi-layer switching, distinguishes and processes IPv4 and IPv6 protocol packets. In that case, the switches can plan networks or maintain the network status based on IPv6 network requirements, and flexibly create IPv6 network communication solutions. The RG-S5300-E series switches support a wide range of IPv4 routing protocols, including static routing, RIP, OSPFv2, IS-ISv4 and BGP4. Users can select appropriate routing protocols based on network environments to flexibly build networks. The RG-S5300-E series switches also support abundant IPv6 routing protocols, including static routing, Routing Information Protocol next generation (RIPng), OSPFv3, IS-ISv6 and BGP4+, which can be selected flexibly to either upgrade the existing network to an IPv6 network or build a new IPv6 network.

# Technical Specifications

Item	Description	
Model	RG-S5300-24GT4XS-E	RG-S5300-48GT4XS-E
Basic Features		
Fixed Ports	24 x 10/100/1000M adaptive electrical ports, 4 x 1G/10G SFP+ ports	48 x 10/100/1000M adaptive electrical ports, 4 x 1G/10G SFP+ ports
Power Slot	NA	NA
Switching Capacity	336 Gbps/3.36 Tbps	432 Gbps/4.32 Tbps
Packet Forwarding Rate	108 Mpps/126 Mpps	144 Mpps/166 Mpps

Item	Description	
Model	RG-S5300-24GT4XS-E	RG-S5300-48GT4XS-E
MAC Address	32K	
ARP Table	2000	
Routing Table Size (IPv4/IPv6)	4000 (IPv4/IPv6)	
ACL Entries	In: 3,500 Out: 1,500	
Software Features		
802.1Q VLAN	<p>The following are supported: 4K 802.1Q VLAN</p> <ul style="list-style-type: none"> <li>Port-based VLAN</li> <li>MAC-based VLAN</li> <li>Private VLAN</li> <li>Voice VLAN</li> <li>GVRP</li> </ul>	
QinQ	<ul style="list-style-type: none"> <li>Basic QinQ</li> <li>Flexible QinQ</li> </ul>	
ACL	<p>The following are supported:</p> <ul style="list-style-type: none"> <li>Standard IP ACLs (IP-based hardware ACLs)</li> <li>Extended IP ACLs (hardware ACLs based on IP addresses or TCP/UDP port IDs)</li> <li>MAC-based extended ACLs (hardware ACLs based on source MAC addresses, destination MAC addresses, and optional Ethernet type)</li> <li>Time-based ACLs</li> <li>Expert-level ACLs (hardware ACLs based on flexible combinations of the VLAN ID, Ethernet type, MAC address, IP address, TCP/UDP port ID, protocol type, and time)</li> <li>ACL 80</li> <li>IPv6 ACLs</li> <li>Global ACLs</li> <li>ACL redirection</li> </ul>	

Item	Description	
Model	RG-S5300-24GT4XS-E	RG-S5300-48GT4XS-E
QoS	<p>The following are supported:</p> <ul style="list-style-type: none"> <li>Port traffic identification</li> <li>Port traffic rate limiting</li> <li>802.1p/DSCP/ToS traffic classification</li> <li>Eight priority queues per port</li> <li>SP, WRR, SP+WRR, RED/WRED queue scheduling mechanisms</li> </ul>	
Mirror	<p>One-to-one mirroring, many-to-one mirroring, and one-to-many mirroring RSPAN</p> <p>Flow-based local and remote mirroring</p>	
DHCP	<p>The following are supported: DHCP server</p> <ul style="list-style-type: none"> <li>DHCP client</li> <li>DHCP snooping</li> <li>DHCP relay</li> <li>IPv6 DHCP snooping</li> <li>IPv6 DHCP client</li> <li>IPv6 DHCP relay</li> </ul>	
Multiple Spanning Tree Protocol (MSTP) Instances	65	
Maximum Aggregation Port (AP)	128 (max. 8 ports per group)	
Security Features	<p>The following are supported:</p> <ul style="list-style-type: none"> <li>3-tuple binding (IP address, MAC address, and port)</li> <li>3-tuple binding (IPv6 address, MAC address, and port)</li> <li>Filtering of invalid MAC addresses</li> <li>Port- and MAC-based 802.1x authentication</li> <li>MAB authentication</li> <li>Portal authentication and Portal 2.0 authentication</li> <li>ARP-check</li> <li>DAI</li> <li>ARP packet rate limiting</li> </ul>	

Item	Description	
Model	RG-S5300-24GT4XS-E	RG-S5300-48GT4XS-E
Security Features	Gateway ARP spoofing prevention Broadcast storm suppression Hierarchical management of administrators and password protection RADIUS and TACACS+ AAA (IPv4/IPv6) for device login management SSH and SSH V2.0 BPDU guard IP source guard CPP, and NFPP Port protection	
ERPS	G.8032 v1/v2, Sing-ring, Tangent-ring, Intersecting-ring, Load balancing, compatible with products of this protocol.	
PoE	NA	
IP Routing	The following are supported: IPv4/IPv6 static routing RIP, RIPng, OSPFv2, OSPFv3, BGP, and ISIS Routing policy	
IPv6 Basic Protocol	IPv6 addressing, Neighbor Discovery (ND), ICMPv6, IPv6 ping, IPv6 Tracert, and IPv6 multicast	
VSU Features	4 members  Local stacking and remote stacking Inter-chassis link binding in a stack Virtualization via standard service interfaces	
Zero Configuration	CPE WAN Management Protocol (CWMP(TR069))	
Management Features	SNMPv1/v2c/v3, CLI(Telnet/Console), RMON(1, 2, 3, 9), SSH, Syslog, NTP/SNTP, Web, CLI(Telnet/Console), RMON, SSH, Syslog/Debug, NTP/SNTP, FTP, TFTP, Web, and sFLOW	



Item	Description	
Model	RG-S5300-24GT4XS-E	RG-S5300-48GT4XS-E
Physical Features		
Dimensions (W × D × H)	442 mm × 220 mm × 43.6 mm	
Rack Height	1RU	
MTBF (hours)	>200K	
Power Supply	AC input: Rated voltage range: 100 V to 240 V Maximum voltage range: 90 V to 264 V Frequency: 50/60 Hz	
Fan	Single fixed power supply. Fan speed regulating and alarm function	
Power Consumption	≤40 W	≤55 W
Temperature	Operating temperature: 0°C to 45°C Storage temperature: -40°C to 70°C	
Relative Humidity	Operating humidity: 10% to 90%RH Storage humidity: 5% to 95%RH	
Operating Altitude	0m to 5,000m	
Lightening Protection on Communication Port	10kV (Common Mode)	

# Technical Specifications

Item	Description	
Model	RG-S5310-24GT4XS-P-E	RG-S5310-48GT4XS-P-E
Basic Features		
Fixed Ports	24 x 10/100/1000BASE-T support PoE+, 4 x 1G/10G SFP+ ports	48 x 10/100/1000BASE-T support PoE+, 4 x 1G/10G SFP+ ports
Power Slot	2	2
Switching Capacity	336 Gbps/3.36 Tbps	432 Gbps/4.32 Tbps
Packet Forwarding Rate	108 Mpps/126 Mpps	144 Mpps/166 Mpps
MAC Address	32K	
ARP Table	4000	
Routing Table Size	8000 (IPv4/IPv6)	
ACL Entries	In: 3,500 Out: 1,500	
Software Features		
802.1Q VLAN	The following are supported: 4K 802.1Q VLAN Port-based VLAN MAC-based VLAN Private VLAN Voice VLAN GVRP	
QinQ	Basic QinQ Flexible QinQ	
ACL	The following are supported: Standard IP ACLs (IP-based hardware ACLs) Extended IP ACLs (hardware ACLs based on IP addresses or TCP/UDP port IDs) MAC-based extended ACLs (hardware ACLs based on source MAC addresses, destination MAC addresses, and optional Ethernet type) Time-based ACLs Expert-level ACLs (hardware ACLs based on flexible combinations of the VLAN ID, Ethernet type, MAC address, IP address, TCP/UDP port ID, protocol type, and time) ACL 80 IPv6 ACLs Global ACLs ACL redirection	

Item	Description	
Model	RG-S5310-24GT4XS-P-E	RG-S5310-48GT4XS-P-E
Software Features		
QoS	<p>The following are supported:</p> <ul style="list-style-type: none"> <li>Port traffic identification</li> <li>Port traffic rate limiting</li> <li>802.1p/DSCP/ToS traffic classification</li> <li>Eight priority queues per port</li> <li>SP, WRR, SP+WRR, RED/WRED queue scheduling mechanisms</li> </ul>	
Mirror	<ul style="list-style-type: none"> <li>One-to-one mirroring, many-to-one mirroring, and one-to-many mirroring RSPAN</li> <li>Flow-based local and remote mirroring</li> </ul>	
DHCP	<p>The following are supported:</p> <ul style="list-style-type: none"> <li>DHCP server</li> <li>DHCP client</li> <li>DHCP snoop</li> <li>DHCP relay</li> <li>IPv6 DHCP snooping</li> <li>IPv6 DHCP client</li> <li>IPv6 DHCP relay</li> </ul>	
Security Features	<p>The following are supported:</p> <ul style="list-style-type: none"> <li>3-tuple binding (IP address, MAC address, and port)</li> <li>3-tuple binding (IPv6 address, MAC address, and port)</li> <li>Filtering of invalid MAC addresses</li> <li>Port- and MAC-based 802.1x authentication</li> <li>MAB authentication</li> <li>Portal authentication and Portal 2.0 authentication</li> <li>ARP-check</li> <li>DAI</li> <li>ARP packet rate limiting</li> <li>Gateway ARP spoofing prevention</li> <li>Broadcast storm suppression</li> <li>Hierarchical management of administrators and password protection RADIUS and TACACS+ AAA (IPv4/IPv6) for device login management</li> <li>SSH and SSH V2.0</li> <li>BPDU guard</li> <li>IP source guard</li> <li>CPP, NFPP</li> <li>Port protection</li> </ul>	

Item	Description	
Model	RG-S5310-24GT4XS-P-E	RG-S5310-48GT4XS-P-E
Software Features		
ERPS	G.8032 v1/v2, Sing-ring, Tangent-ring, Intersecting-ring, Load balancing, compatible with products of this protocol.	
PoE	<p>The following are supported:</p> <ul style="list-style-type: none"> <li>IEEE 802.3af and 802.3at power supply standards</li> <li>Automatic and energy saving power supply management mode</li> <li>Uninterrupted power supply in hot start mode</li> <li>Scheduled powering on /off PoE ports on the basis of time policy</li> <li>Port priority</li> </ul>	
IP Routing	<p>The following are supported:</p> <ul style="list-style-type: none"> <li>IPv4/IPv6 static routing</li> <li>RIP, RIPng, OSPFv2, OSPFv3, BGP, and ISIS Routing policy</li> </ul>	
IPv6 Basic Protocol	IPv6 addressing, Neighbor Discovery (ND), ICMPv6, IPv6 ping, IPv6 Tracert, and IPv6 multicast	
VSU Features	<p>4 members</p> <ul style="list-style-type: none"> <li>Local stacking and remote stacking</li> <li>Inter-chassis link binding in a stack</li> <li>Virtualization via standard service interfaces</li> </ul>	
Zero Configuration	CPE WAN Management Protocol (CWMP(TR069))	
Management Features	SNMPv1/v2c/v3, CLI(Telnet/Console), RMON(1, 2, 3, 9), SSH, Syslog, NTP/SNTP, Web, CLI(Telnet/Console), RMON, SSH, Syslog/Debug, NTP/SNTP, FTP, TFTP, Web, and sFLOW	

Item	Description	
Model	RG-S5310-24GT4XS-P-E	RG-S5310-48GT4XS-P-E
Physical Features		
Dimensions (W × D × H)	442 mm × 420 mm × 43.6 mm	
Power Supply	RG-S5310-24GT4XS-P-E and RG-S5310-48GT4XS-P-E power supplies: AC input: Rated voltage range: 200 V to 240 V Maximum voltage range: 176 V to 264 V Frequency: 50/60 Hz	
Fan	Fan speed regulating and alarm function	
Power Consumption	PoE: <810W (PoE full load)	PoE: <1570W (PoE full load)
Temperature	Operating temperature: 0°C to 45 °C Storage temperature: -40°C to 70 °C	
Relative Humidity	Operating humidity: 10% to 90% RH Storage humidity: 5% to 95% RH	
Lightning Protection	10kV	

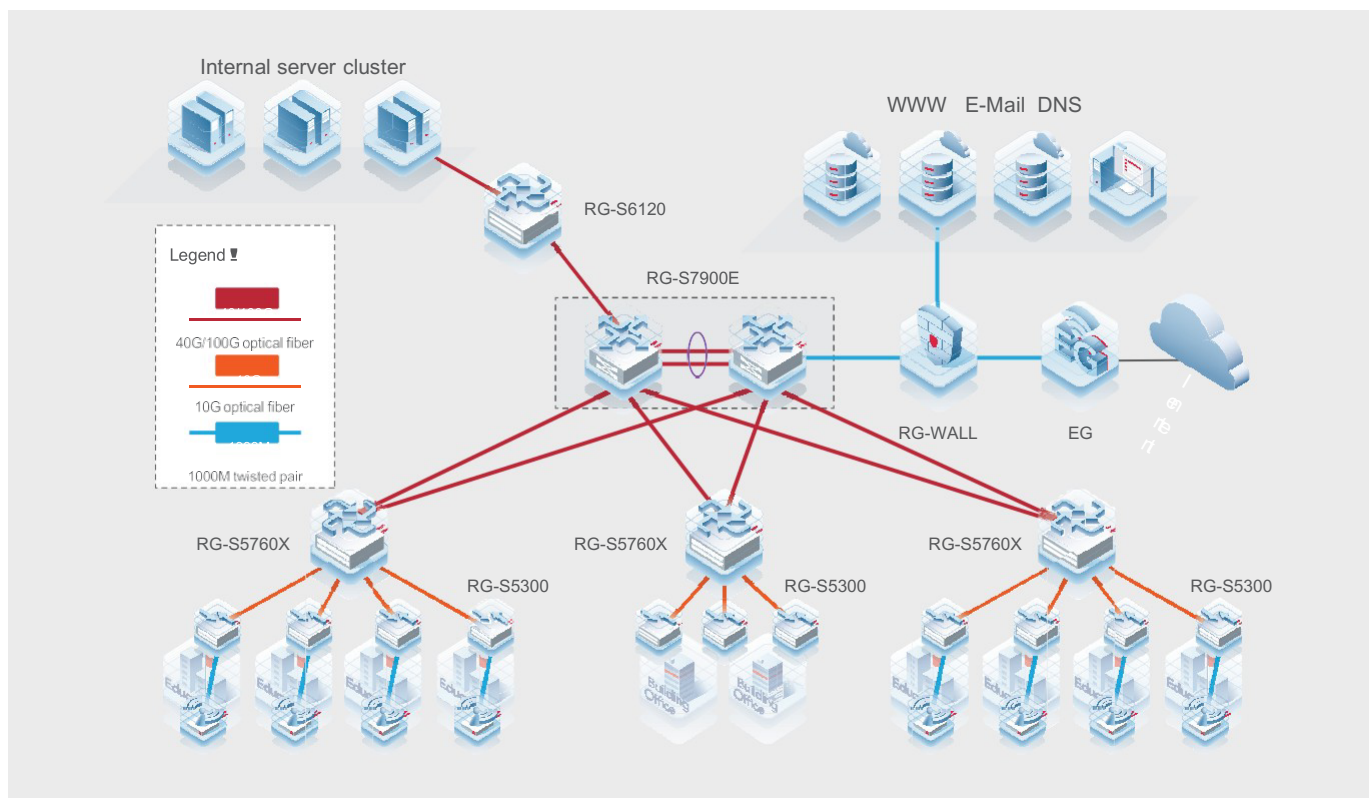
# Typical Applications

With the highlights of high security, high efficiency, intelligence, and energy saving, the RG-S5300-E series can fully meet networking requirements in the following scenarios:

- Full gigabit access to LANs of large enterprises, institutions, and campuses, such as the LANs in government buildings, universities, and large manufacturing/energy/metallurgy/other organizations;
- Gigabit access to business systems related to medical care, libraries, exhibition centers, and websites;
- Access to IP phones, WLAN access points, and HD cameras;
- Gigabit access to server clusters and uplink access over 10G bandwidth;
- Requirements for flexible and diversified security control policies to prevent and contain network viruses and network attacks, and to provide secure access for users.

## Scenario

The RG-S5300-E series serve as access switches. They network with aggregation switches deployed for buildings (RG-S5760X series) and core switches deployed for campus networks (RG-S7900E series) to provide high-performance 1000M links to the desktop and 10G links from the aggregation layer to the core layer, so as to cope with the increasing information of access users. In SDN solutions, the RG-S5300-E series are capable of providing access control, visualized O&M, and other intelligent functions.



# Ordering Information

Model	Description
RG-S5310-24GT4XS-P-E	24-Port 10/100/1000BASE-T, and 4 1G/10G SFP+ Ports, support PoE+, max 740w for PoE, 2 modular power supply slots (at least one power module needed)
RG-S5310-48GT4XS-P-E	48-Port 10/100/1000BASE-T, and 4 1G/10G SFP+ Ports, support PoE+, max 1440w for PoE, 2 modular power supply slots (at least one power module needed)
RG-S5300-24GT4XS-E	24 x 10/100/1000M adaptive electrical ports, 4 x 1G/10G SFP+ ports
RG-S5300-48GT4XS-E	48 x 10/100/1000M adaptive electrical ports, 4 x 1G/10G SFP+ ports
RG-PA1000I-P-F	AC Power Module, 740W Power Budget for PoE, up to 48 PoE ports or 24 PoE+ ports (only for RG-S5310-24GT4XS-P-E, RG-S5310-48GT4XS-P-E)
RG-PA600I-P-F	AC Power Module, 370W Power Budget for PoE, up to 24 PoE ports or 12 PoE+ ports (only for RG-S5310-24GT4XS-P-E, RG-S5310-48GT4XS-P-E)
Mini-GBIC-GT	1000BASE-TX, SFP Transceiver (100m).
Mini-GBIC-SX-MM850	1000BASE-SX, SFP Transceiver, SM (850nm, 500m, LC).
Mini-GBIC-LX-SM1310	1000BASE-LX, SFP Transceiver, SM (1310nm, 10km, LC).
Mini-GBIC-LH40-SM1310	1000BASE-LH, SFP Transceiver, SM (1310nm, 40km, LC).
Mini-GBIC-ZX100-SM1550	1000BASE-ZX100, SFP Transceiver, SM (1550nm, 100km, LC).
XG-SFP-SR-MM850	10GBASE-SR, SFP+ Transceiver, MM (850nm, 300m, LC)
XG-SFP-LR-SM1310	10GBASE-SR, SFP+ Transceiver (1310nm, 10km, LC)
XG-SFP-ER-SM1550	10GBASE-SR, SFP+ Transceiver (1550nm, 40km, LC)

(\*) indicates future support.

# *Ruijie*



Ruijie Networks Co., Ltd.

For further information, please visit our website <https://www.ruijienetworks.com>

All rights are reserved by Ruijie Networks Co., Ltd. Ruijie reserves the right to change, modify, transfer, or otherwise revise this publication without notice, and the most current version of the publication shall be applicable.